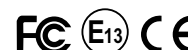




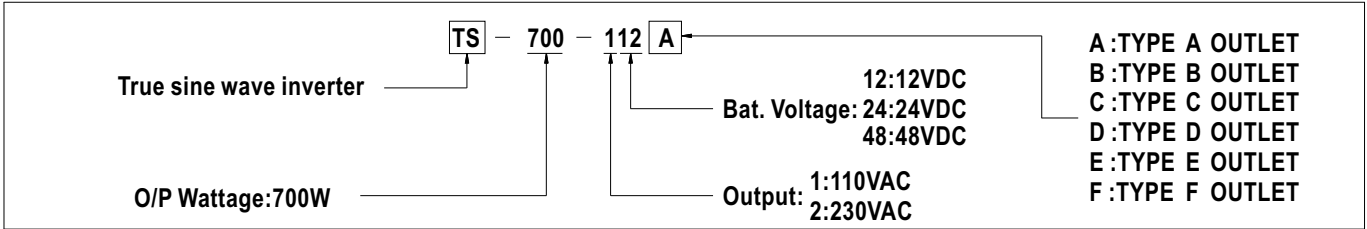
■ Features :

- True sine wave output (THD<3%)
- High surge power up to 1400W
- High efficiency up to 91%
- Power ON-OFF switch
- Standby saving mode can be selectable
- Front panel indicator for operation status
- Built-in fan ON-OFF control function
- Protections: Bat. low alarm / Bat. low shutdown / Over voltage / Over temp. / Output short / Reverse polarity / Overload
- Application : Home appliance, power tools, office and portable equipment, vehicle and yacht ...etc.
- 3 years warranty



SPECIFICATION

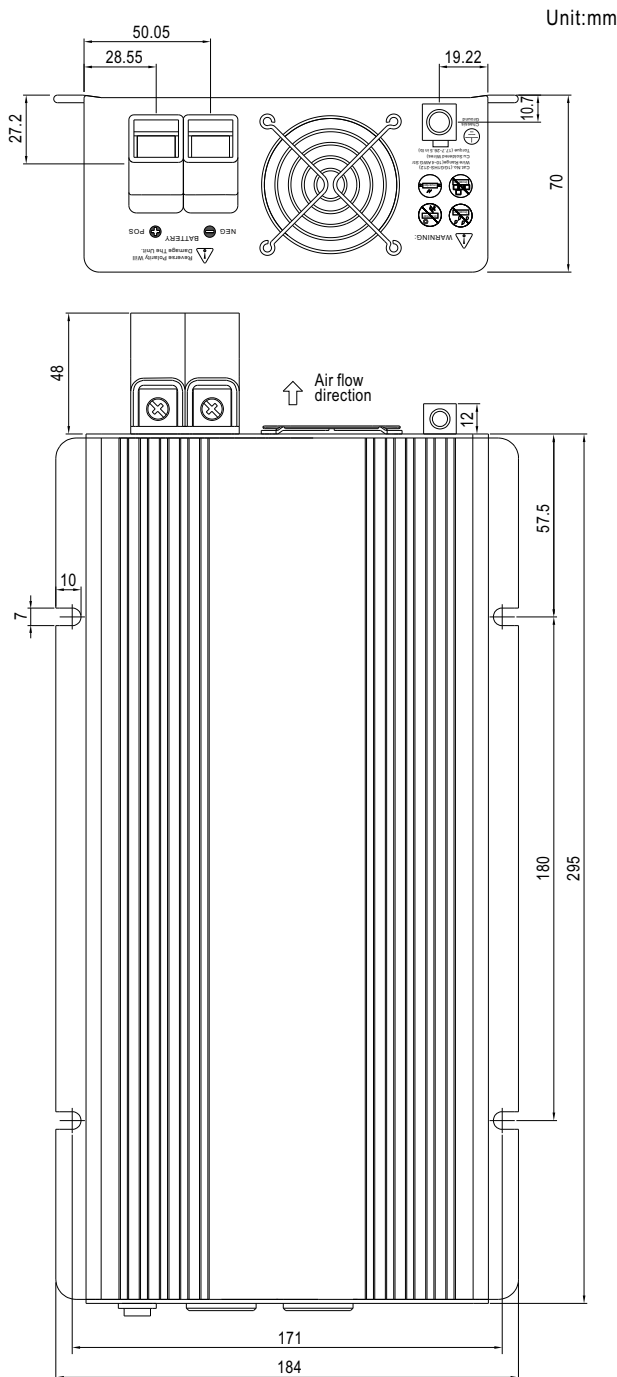
MODEL		TS-700-112□	TS-700-124□	TS-700-148□	TS-700-212□	TS-700-224□	TS-700-248□
OUTPUT	RATED POWER (Typ.)	700W					
	MAXIMUM OUTPUT POWER (Typ.)	800W for 180 sec. / 1050W for 10 sec. / surge power 1400W for 30 cycles					
	AC VOLTAGE	Factory setting set at 110VAC 100 / 110 / 115 / 120VAC selectable by setting button S.W			Factory setting set at 230VAC 200 / 220 / 230 / 240VAC selectable by setting button S.W		
	FREQUENCY	60±0.1Hz 50/60Hz selectable by setting button S.W			50±0.1Hz 50/60Hz selectable by setting button S.W		
	WAVEFORM	True sine wave (THD<3%) at rated input voltage					
	AC REGULATION (Typ.)	±3.0%					
	SAVING MODE (Typ.)	Load ≤5W will be changed to standby mode					
FRONT PANEL INDICATOR	Battery voltage level, output load level, saving mode, fault and operation status						
INPUT	BAT. VOLTAGE	12V	24V	48V	12V	24V	48V
	VOLTAGE RANGE (Typ.) <sup>Note.3</sup>	10.5 ~ 15VDC	21 ~ 30VDC	42 ~ 60VDC	10.5 ~ 15VDC	21 ~ 30VDC	42 ~ 60VDC
	DC CURRENT (Typ.)	75A	38A	19A	75A	38A	19A
	NO LOAD DISSIPATION	≤6W @ standby saving mode					
	OFF MODE CURRENT DRAW	≤1mA					
	EFFICIENCY (Typ.) <sup>Note.1</sup>	86%	88%	89%	89%	90%	91%
BATTERY TYPES	Open & sealed Lead Acid						
BATTERY INPUT PROTECTION	FUSE	40A*3	30A*2	20A*2	40A*3	30A*2	20A*2
	BAT. LOW ALARM	11.3±4%	22.5±4%	45±4%	11.3±4%	22.5±4%	45±4%
	BAT. LOW SHUTDOWN	10.5±4%	21±4%	42±4%	10.5±4%	21±4%	42±4%
	BAT. POLARITY	By internal fuse open					
OUTPUT PROTECTION	OVER TEMPERATURE	80°C ± 5°C			75°C ± 5°C		
		Protection type : Shut down o/p voltage, re-power on to recover; by internal RTH3 detect on heatsink of power diode					
	OUTPUT SHORT	Protection type : Shut down o/p voltage, re-power on to recover					
	OVER LOAD (Typ.)	105 ~ 115% load for 180 sec., 115% ~ 150% load for 10 sec. Protection type : Shut down o/p voltage, re-power on to recover					
GFCI PROTECTION	Optional (Only type F)				None		
ENVIRONMENT	WORKING TEMP. <sup>Note.4</sup>	0 ~ +40°C @ 100% load ; +60°C @ 50% load					
	WORKING HUMIDITY	20% ~ 90% RH non-condensing					
	STORAGE TEMP., HUMIDITY	-30 ~ +70°C / -22 ~ +158°F, 10 ~ 95% RH					
	VIBRATION	10 ~ 500Hz, 3G 10min./1cycle, 60min. each along X, Y, Z axes					
SAFETY & EMC	SAFETY STANDARDS	Design refer to UL458			None		
	LVD	None			EN60950-1		
	WITHSTAND VOLTAGE	Bat I/P - AC O/P:3.0KVAC AC O/P - FG:1.5KVAC					
	ISOLATION RESISTANCE	AC O/P-FG , Bat I/P-FG:100M Ohms / 500VDC / 25°C / 70% RH					
	EMI CONDUCTION&RADIATION	Compliance to FCC class A			Compliance to EN55022 class A, 72/ 245/ CEE, 95/ 54/ CE, E-Mark		
	EMS IMMUNITY	None			Compliance to EN61000-4-2,3,8 ENV50204		
OTHERS	DIMENSION	295*184*70mm (L*W*H)					
	PACKING	3.8Kg; 2pcs/8.6Kg/1.02CUFT					
NOTE	1.Efficiency is tested by 530W, linear load at 13V, 26V, 52V input voltage. 2.All parameters not specified above are measured at rated load, 25°C of ambient temperature. 3.Output derating capacity referenced by curve 1. 4.Output derating capacity referenced by curve 2.						



■ AC Output Receptacles (optional)

Receptacle type						
Country	USA	EUROPE	AUSTRALIA	U.K	JAPAN	GFCI
Certificate						

■ Mechanical Specification



■ Derating Curve

